**Description:**

Trimless, extruded aluminium profile lamps which create a sensation of depth in the ceiling. Adjustable and direct light. It offers the possibility of installing halogen projectors and halides, as well as LED projectors or fluorescence. Black matte finish.

Materials:

Aluminium.

Certifications:

IP20

12V.

230V.

DEEP R25


140mm / 5 1/2"




240mm / 9 1/2"

**Light source:**

LED A+ LED 12,6W 1380lm 700mA 3000K CRI80
DIM 230V (Lenses 15°, 25°, 44°)

 C Halo. QR111 max. 100W (G53)

 A Halo. met. CDM-R 111 70W (GX8.5)

Weight :

Net kg.:

Gross kg.:

Packaging:

N. packages:

Volume m3:


Dimensions cm:

DEEP R25 LED

140mm / 5 ½"



240mm / 9 ½"

**Light source:****LED**  LED 2 x 6,2W 1880lm 350mA 3000K
CRI>80**Weight :**

Net kg.:

Gross kg.:

Packaging:

N. packages:

Volume m3:



Dimensions cm:

DEEP R25 FLUO

140mm / 5 ½"



240mm / 9 ½"

**Light source:**  Fluo. 2 x 13W (G24-q1)**Weight :**

Net kg.:

Gross kg.:

Packaging:

N. packages:

Volume m3:

Dimensions cm:

DEEP R40


280mm / 11"




380mm / 15"

**Light source:**

LED **A+** LED 2 x 12,6W 2760lm 700mA 3000K
CRI80 DIM 230V (Lenses 15°, 25°, 44°)

 **C** Halo. QR111 2 x max. 100W (G53)

 **A** Halo. met. CDM-R 111 2 x 70W
(GX8.5)

Weight :

Net kg.:

Gross kg.:

Packaging:

N. packages:

Volume m3:

Dimensions cm:

DEEP R40 LED

280mm / 11"



380mm / 15"

**Light source:**

LED **A+** LED 2 x 11,4W 3440lm 350mA 3000K
CRI>80

Weight :

Net kg.:

Gross kg.:

Packaging:

N. packages:

Volume m3:

Dimensions cm:

DEEP R40 FLUO

280mm / 11"



380mm / 15"

**Light source:**

A

Fluo. 2 x 18W (2G11)

Weight :

Net kg.:

Gross kg:

Packaging:

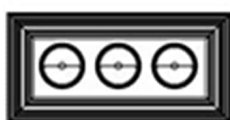
N. packages:

Volume m3:

Dimensions cm:

DEEP R55

420mm / 16½"



520mm / 20½"



140mm / 5½"



240mm / 9½"

**Light source:**

LED

A+

LED 3 x 12,6W 4140lm 700mA 3000K
CRI80 DIM 230V (Lenses 15°, 25°,
44°)

C

Halo. QR111 3 x max. 100W (G53)



A

Halo. met. CDM-R 111 3 x 70W
(GX8.5)**Weight :**

Net kg.:

Gross kg:

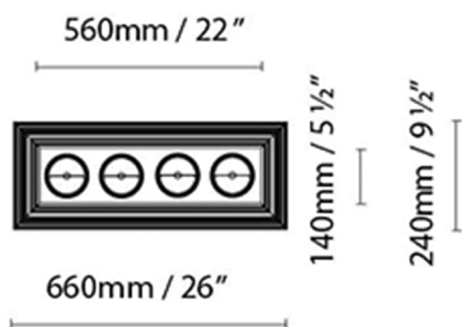
Packaging:

N. packages:

Volume m3:

Dimensions cm:

DEEP R70

**Light source:**

LED **A+** LED 4 x 12,6W 5520lm 700mA 3000K
CRI80 DIM 230V (Lenses 15°, 25°, 60°)

**C**

Halo. QR111 4 x max. 100W (G53)

**A**Halo. met. CDM-R 111 4 x 70W
(GX8.5)**Weight :**

Net kg.:

Gross kg.:


Packaging:

N. packages:

Volume m3:

Dimensions cm:

Collection



Designer
Technical drawing
Instrucciones de montaje