

**Description:**

Elondo wooden bench for indoors or outdoors. Lap Bench A may be connected to the ground or floor at a fixed connection point, while Lap Bench B is portable, with a 3.5-meter cable. Available in two lengths. Finishes: Texturised satin concrete grey or texturised rust.

**Materials:**

Polyurethane and wood.

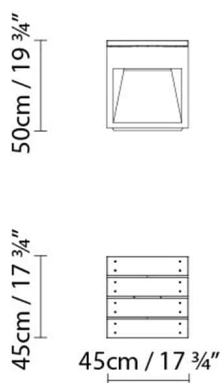
**Certifications:**

IP65

230V



## LAP BENCH 45A LED

**Light source:**

LED A+

LED 2 x 6,8W 630lm 3000K CRI>80  
230V

**Weight :**

Net kg.: 19.0

Gross kg: 18.0

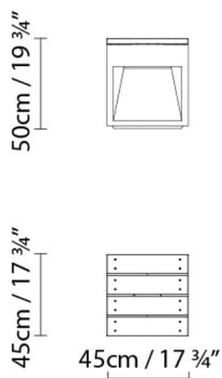
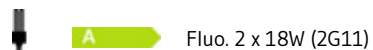
**Packaging:**

N. packages: 1

Volume m3: 0.410

Dimensions cm: 60x49x49

## LAP BENCH 45A FLUO

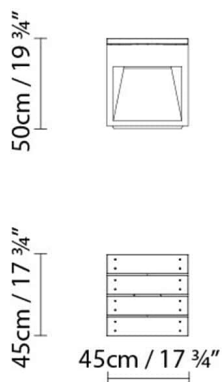
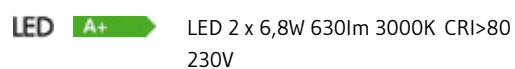
**Light source:****Weight :**

Net kg.: 19.0  
Gross kg: 18.0

**Packaging:**

N. packages: 1  
Volume m3: 0.410  
Dimensions cm: 60x49x49

## LAP BENCH 45B LED

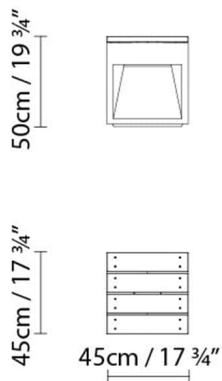
**Light source:****Weight :**

Net kg.: 19.0  
Gross kg: 18.0

**Packaging:**

N. packages: 1  
Volume m3: 0.410  
Dimensions cm: 60x49x49

## LAP BENCH 45B FLUO

**Light source:**

Fluo. 2 x 18W (2G11)

**Weight :**

Net kg.: 19.0

Gross kg: 18.0

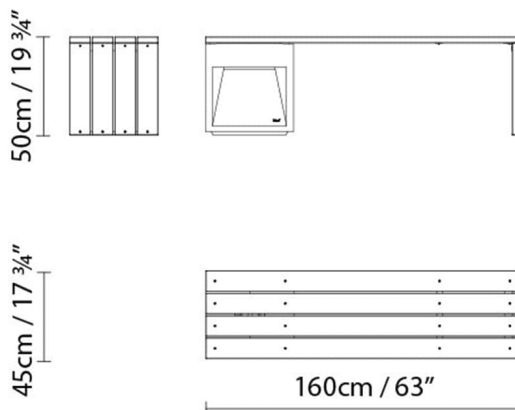
**Packaging:**

N. packages: 1

Volume m3: 0.410

Dimensions cm: 60x49x49

## LAP BENCH 45-2A LED

**Light source:**LED 2 x 6,8W 630lm 3000K CRI>80  
230V**Weight :**

Net kg.: 40.0

Gross kg: 38.0

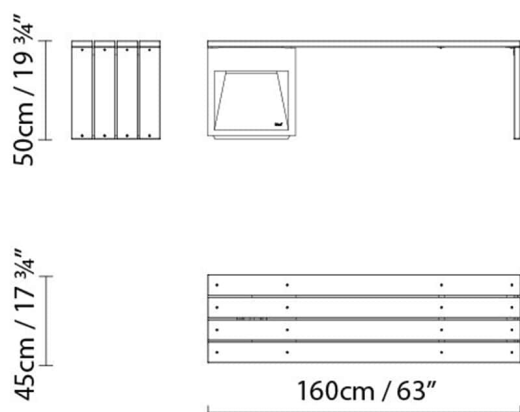
**Packaging:**

N. packages: 1

Volume m3:

Dimensions cm: 45x45x160

## LAP BENCH 45-2A FLUO

**Light source:****Weight :**

Net kg.: 40.0

Gross kg: 38.0

**Packaging:**

N. packages: 1

Volume m3:

Dimensions cm: 45x45x160

Designer  
Instrucciones de montaje  
Technical drawing  
Fotometría  
3D