


Description:

Suspension lamp with a dual aluminium shade, available in two formats. Available in several matte lacquer finishes, which can be combined freely: grey, snow, lemon, mango, clear turquoise, and aqua, and now featuring new finishes like merlot, rose, sea, river and limestone. Centre ring in black finish. Black cable. Direct and diffused light.

Materials:

Metal.

Certifications:

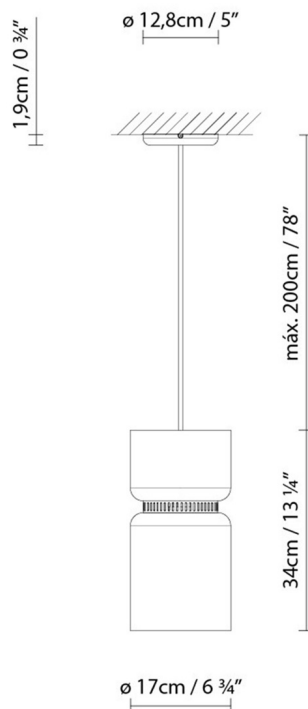

IP20


230V

Finishes:

	Aqua (matte)		Clear turquoise (matte)		Lemon (matte)
	Limestone (matte)		Mango (matte)		Merlot (matte)
	Ring: Black (matte)		River (matte)		Rose (matte)
	Sea (matte)		Snow (matte)		

ASPEN S17A LED


Light source:

LED  LED 17,5W 1550lm 350mA 3000K CRI>80
230V

Weight :

Net kg.: 2.0

Gross kg: 2.1

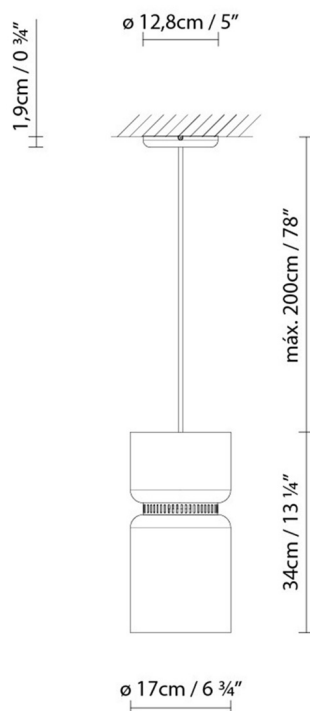
Packaging:

N. packages: 1

Volume m3: 0.030


Dimensions cm: 53x24x24

ASPEN S17A (E27)



Light source:

 **A** Fluo. max. 30W (E27)

 **D** Halo. ECO max. 70W (E27)

Weight :

Net kg.: 2.0

Gross kg: 2.1

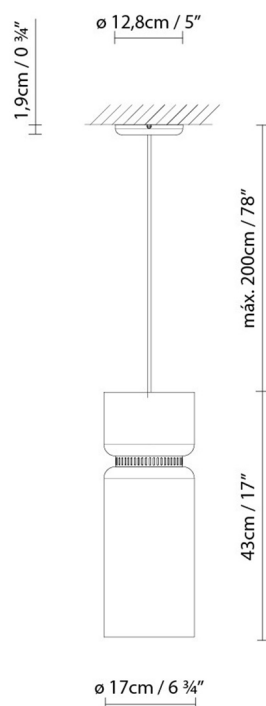
Packaging:

N. packages: 1

Volume m3: 0.030

Dimensions cm: 53x24x24

ASPEN S17B LED



Light source:

LED **A+** LED 17,5W 1550lm 350mA 3000K CRI>80
230V

Weight :

Net kg.: 2.0

Gross kg: 2.1

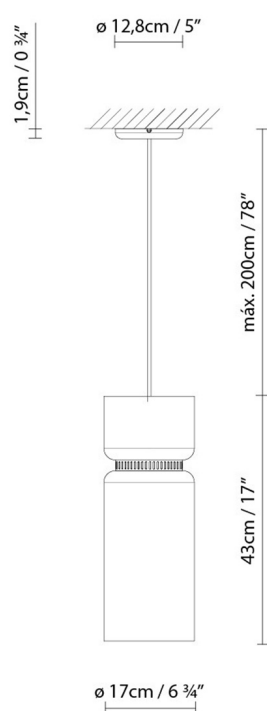
Packaging:


N. packages: 1


Volume m3: 0.030

Dimensions cm: 53x24x24

ASPEN S17B (E27)

**Light source:**

 **A** Fluo. max. 30W (E27)

 **D** Halo. ECO max. 70W (E27)

Weight :

Net kg.: 2.0

Gross kg: 2.1

Packaging:

N. packages: 1

Volume m3: 0.030

Dimensions cm: 53x24x24

Collection



Designer
Technical drawing
3D
Fotometría
Instrucciones de montaje
Assembly instructions