







B.lux

Anvil System



ESPECIFICACIONES TÉCNICAS

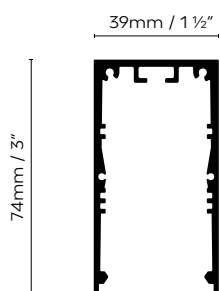
LED	Cree / Tridonic
Temperatura de color	2700K, 3000K, 4000K
Consistencia de color	3x3 SDCM (MacAdam)
CRI (Ra)	≥ 90%
Driver	Incluido, interno (perfil)
Regulación	1-10V, Dali, Push
Control Bluetooth	Casambi 
Voltaje de entrada	230V
Potencia	Depende de la selección LED
Material reflector	Capa aluminio
Material difusor	PMMA
Materiales	Aluminio
Acabados	Blanco (mate)  Negro (mate)  Roble Natural  Nogal Natural 
Certificaciones	CE, EAC, cUL
Vida útil	50.000h (condiciones de trabajo óptimas)
Garantía	Ver detalles de garantía de producto
Archivos IES	Disponible en la página web
Archivos LDT	Disponible en la página web
Modificaciones	La personalización es posible. Consultar acabados especiales
Instalación	Sistema de clipaje fácil y resistente a manipulaciones. Longitud estándar del cable de suspensión
Mantenimiento	Posibilidad de reemplazar LED y drivers



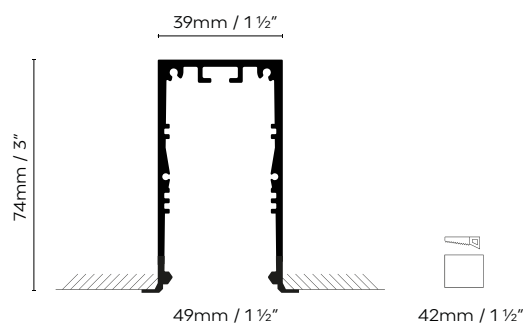
DESCRIPCIÓN

Sistema de iluminación empotrado, de superficie o de suspensión, fabricado en aluminio extruído. Permite su instalación con módulos de luz continua LED con difusor opal (LED Line), con módulos LED formados por cuatro o dos spots (LED Module), así como con proyectores LED (LED Spotlight y Spot S) disponibles con anillos antideslumbrantes y panel de abeja. También permite la instalación de proyectores LED de formas esbeltas (LED Spotlight Slim). Como novedad, Anvil System también permite incorporar difusores esféricos de vidrio blanco opal, que pueden ser fijados al carril (Sphere C) o estar suspendidos (Sphere S). El perfil de Anvil System está disponible en varios acabados: blanco mate, negro mate, madera natural de roble, y madera natural de nogal.

ANVIL SYSTEM SUSPENSION/SURFACE PROFILE



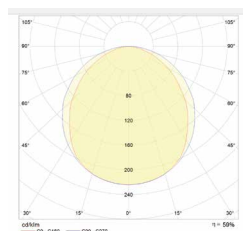
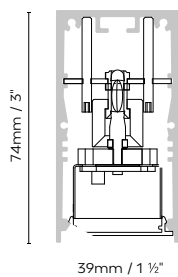
ANVIL SYSTEM RECESSED PROFILE



851940	ANVIL SYSTEM SUSPENSION/SURFACE PROFILE BLACK
851941	ANVIL SYSTEM SUSPENSION/SURFACE PROFILE WHITE
851942	ANVIL SYSTEM SUSPENSION/SURFACE PROFILE OAK
851944	ANVIL SYSTEM SUSPENSION/SURFACE PROFILE WALNUT
851950	ANVIL SYSTEM RECESSED PROFILE BLACK
851951	ANVIL SYSTEM RECESSED PROFILE WHITE



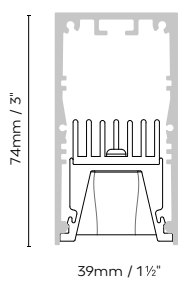
ANVIL SYSTEM LED LINE



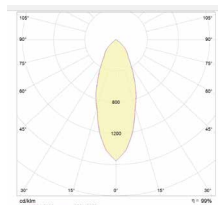
(LED included) **A+**

Módulo de luz continua LED con difusor opalino, para su integración en el sistema de iluminación Anvil System.

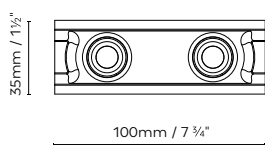
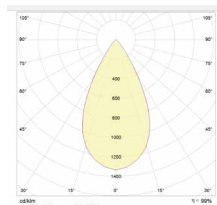
851840C 851840S	ANVIL SYSTEM LED LINE C420 SURFACE/RECESSED ANVIL SYSTEM LED LINE S420 SUSPENSION	420mm / 16 1/2"	LED 7,6W 1326lm 450mA 3000K CRI≥90 230V
851850C 851850S	ANVIL SYSTEM LED LINE C560 SURFACE/RECESSED ANVIL SYSTEM LED LINE S560 SUSPENSION	560mm / 22"	LED 10,2W 1768lm 450mA 3000K CRI≥90 230V
851860C 851860S	ANVIL SYSTEM LED LINE C700 SURFACE/RECESSED ANVIL SYSTEM LED LINE S700 SUSPENSION	700mm / 27 1/2"	LED 12,7W 2210lm 450mA 3000K CRI≥90 230V
851870C 851870S	ANVIL SYSTEM LED LINE C840 SURFACE/RECESSED ANVIL SYSTEM LED LINE S840 SUSPENSION	840mm / 33"	LED 15,2W 2652lm 450mA 3000K CRI≥90 230V
851880C 851880S	ANVIL SYSTEM LED LINE C1120 SURFACE/RECESSED ANVIL SYSTEM LED LINE S1120 SUSPENSION	1120mm / 44"	LED 20,5W 3536lm 450mA 3000K CRI≥90 230V
851993	ANVIL SYSTEM DRIVER 23-42W 450mA		
851994	ANVIL SYSTEM DRIVER 15-45W 450mA DIM 1/10V		
851995	ANVIL SYSTEM DRIVER 21-42W450mA DIM PUSH-DALI		
851997	ANVIL SYSTEM DRIVER 0-21W 450mA (110-230v)		
851999	ANVIL SYSTEM DRIVER 0-21W 450mA DIM PUSH-DALI		



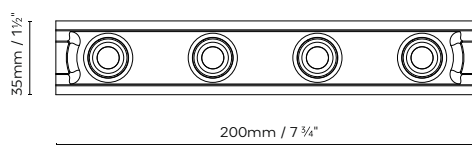
Lense 38°



Lense 60°



100mm / 7 3/4"



200mm / 7 3/4"

(LED included) **A+**

Módulo LED dotado de dos o cuatro spots, para su integración en el sistema de iluminación Anvil System. Acabados: blanco mate o negro mate.

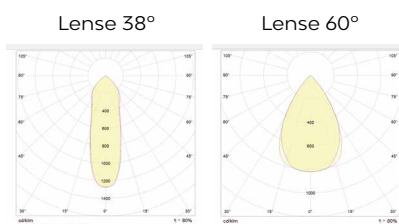
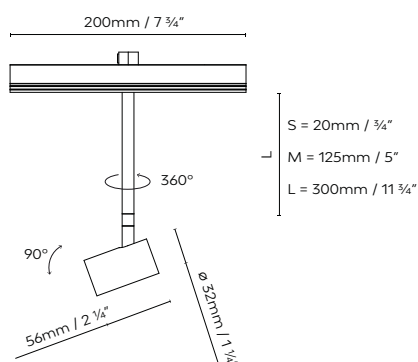
851600U	ANVIL SYSTEM LED MODULE 4 38° BLACK	
851601U	ANVIL SYSTEM LED MODULE 4 38° WHITE	
851610U	ANVIL SYSTEM LED MODULE 4 60° BLACK	LED 4 x 4,5W 2184lm 250mA 3000K CRI≥90 230V
851611U	ANVIL SYSTEM LED MODULE 4 60° WHITE	

851620U	ANVIL SYSTEM LED MODULE 2 38° BLACK	
851621U	ANVIL SYSTEM LED MODULE 2 38° WHITE	
851630U	ANVIL SYSTEM LED MODULE 2 60° BLACK	LED 2 x 4,5W 1092lm 250mA 3000K CRI≥90 230V
851631U	ANVIL SYSTEM LED MODULE 2 60° WHITE	

851989	ANVIL SYSTEM DRIVER 13,5-36W 250mA DIM PUSH-DALI
851991	ANVIL SYSTEM DRIVER 9W-36W 250mA DIM 1/10V
851992	ANVIL SYSTEM DRIVER 31,5-54W/250mA DIM PUSH-DALI
851996	ANVIL SYSTEM DRIVER 13,5-54W 250mA
851999E1	ANVIL SYSTEM DRIVER 0-10W 250mA
851999E2	ANVIL SYSTEM DRIVER 0-14W 250mA DIM PUSH-DALI



ANVIL SYSTEM LED SPOTLIGHT



(LED included)



Proyectores LED de diferentes dimensiones (S, M, L) para su integración en el sistema de iluminación Anvil System. Disponibles con anillos antideslumbrantes y panel de abeja. Acabados: blanco mate o negro mate.

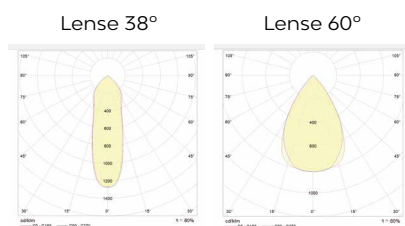
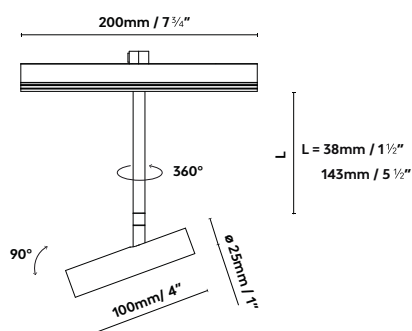
851700	ANVIL SYSTEM LED SPOTLIGHT S 38° BLACK
851701	ANVIL SYSTEM LED SPOTLIGHT S 38° WHITE
851702	ANVIL SYSTEM LED SPOTLIGHT S 60° BLACK
851703	ANVIL SYSTEM LED SPOTLIGHT S 60° WHITE
851710	ANVIL SYSTEM LED SPOTLIGHT M 38° BLACK
851711	ANVIL SYSTEM LED SPOTLIGHT M 38° WHITE
851712	ANVIL SYSTEM LED SPOTLIGHT M 60° BLACK
851713	ANVIL SYSTEM LED SPOTLIGHT M 60° WHITE
851720	ANVIL SYSTEM LED SPOTLIGHT L 38° BLACK
851721	ANVIL SYSTEM LED SPOTLIGHT L 38° WHITE
851722	ANVIL SYSTEM LED SPOTLIGHT L 60° BLACK
851723	ANVIL SYSTEM LED SPOTLIGHT L 60° WHITE

LED 4,5W 546lm 250mA 3000K CRI≥90 230V

851989	ANVIL SYSTEM DRIVER 13,5-36W 250mA DIM PUSH-DALI
851991	ANVIL SYSTEM DRIVER 9W-36W 250mA DIM 1/10V
851992	ANVIL SYSTEM DRIVER 31,5-54W 250mA DIM PUSH-DALI
851996	ANVIL SYSTEM DRIVER 13,5-54W 250mA
851999E1	ANVIL SYSTEM DRIVER 0-10W 250mA
851999E2	ANVIL SYSTEM DRIVER 0-14W 250mA DIM PUSH-DALI
851999E4	ANVIL SYSTEM DRIVER 0-4,5W 250mA



ANVIL SYSTEM LED SPOTLIGHT SLIM



(LED included)

A+



Proyectores LED de formas esbeltas y diferentes dimensiones (S, M) para su integración en el sistema de iluminación Anvil System. Acabados: blanco mate, negro mate u oro.

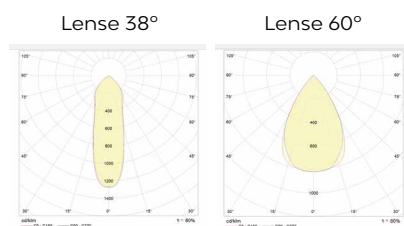
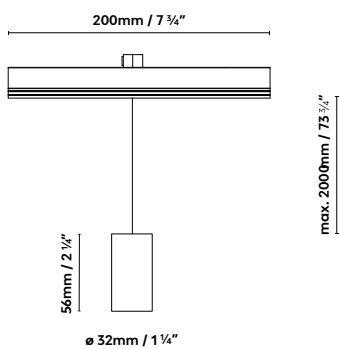
851761	ANVIL SYSTEM LED SPOTLIGHT SLIM S 38° WHITE
851760	ANVIL SYSTEM LED SPOTLIGHT SLIM S 38° BLACK
851764	ANVIL SYSTEM LED SPOTLIGHT SLIM S 38° GOLD
851763	ANVIL SYSTEM LED SPOTLIGHT SLIM S 60° WHITE
851762	ANVIL SYSTEM LED SPOTLIGHT SLIM S 60° BLACK
851765	ANVIL SYSTEM LED SPOTLIGHT SLIM S 60° GOLD
851771	ANVIL SYSTEM LED SPOTLIGHT SLIM M 38° WHITE
851770	ANVIL SYSTEM LED SPOTLIGHT SLIM M 38° BLACK
851774	ANVIL SYSTEM LED SPOTLIGHT SLIM M 38° GOLD
851773	ANVIL SYSTEM LED SPOTLIGHT SLIM M 60° WHITE
851772	ANVIL SYSTEM LED SPOTLIGHT SLIM M 60° BLACK
851775	ANVIL SYSTEM LED SPOTLIGHT SLIM M 60° GOLD

LED 4,5W 546lm 250mA 3000K CRI≥90 230V

851989	ANVIL SYSTEM DRIVER 13,5-36W 250mA DIM PUSH-DALI
851991	ANVIL SYSTEM DRIVER 9W-36W 250mA DIM 1/10V
851992	ANVIL SYSTEM DRIVER 31,5-54W 250mA DIM PUSH-DALI
851996	ANVIL SYSTEM DRIVER 13,5-54W 250mA
851999E1	ANVIL SYSTEM DRIVER 0-10W 250mA
851999E2	ANVIL SYSTEM DRIVER 0-14W 250mA DIM PUSH-DALI
851999E4	ANVIL SYSTEM DRIVER 0-4,5W 250mA



ANVIL SYSTEM LED SPOT S



(LED included)



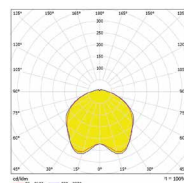
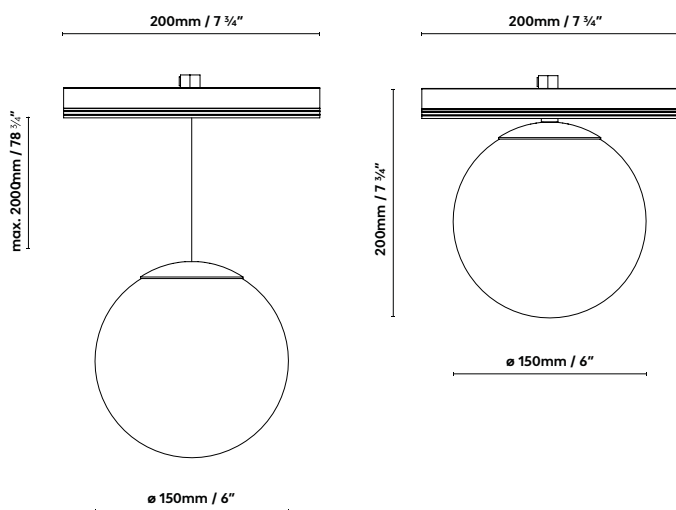
Proyectores LED que se suspenden del sistema de iluminación Anvil System. Disponibles con anillos antideslumbrantes y panel de abeja. Acabados: blanco mate o negro mate.

851750	ANVIL SYSTEM LED SPOT S-38° BLACK	LED 4,5W 546lm 250mA 3000K CRI≥90 230V
851751	ANVIL SYSTEM LED SPOT S-38° WHITE	
851752	ANVIL SYSTEM LED SPOT S-60° BLACK	
851753	ANVIL SYSTEM LED SPOT S-60° WHITE	

851989	ANVIL SYSTEM DRIVER 13,5-36W 250mA DIM PUSH-DALI
851991	ANVIL SYSTEM DRIVER 9W-36W 250mA DIM 1/10V
851992	ANVIL SYSTEM DRIVER 31,5-54W 250mA DIM PUSH-DALI
851996	ANVIL SYSTEM DRIVER 13,5-54W 250mA
851999E1	ANVIL SYSTEM DRIVER 0-10W 250mA
851999E2	ANVIL SYSTEM DRIVER 0-14W 250mA DIM PUSH-DALI
851999E4	ANVIL SYSTEM DRIVER 0-4,5W 250mA



ANVIL SYSTEM SPHERE S/C



(LED included)

A+

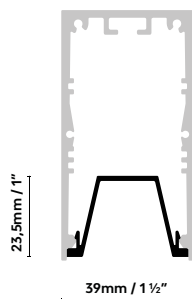


Difusor esférico de vidrio blanco opal, para su instalación en el carril de Anvil System. Partes metálicas acabadas en blanco mate o negro mate.

851740	ANVIL SYSTEM SPHERE S BLACK	LED 4,5W 546lm 250mA 3000K CRI≥90 230V
851741	ANVIL SYSTEM SPHERE S WHITE	
851730	ANVIL SYSTEM SPHERE C BLACK	LED 4,5W 546lm 250mA 3000K CRI≥90 230V
851731	ANVIL SYSTEM SPHERE C WHITE	
851989	ANVIL SYSTEM DRIVER 13,5-36W 250mA DIM PUSH-DALI	
851991	ANVIL SYSTEM DRIVER 9W-36W 250mA DIM 1/10V	
851992	ANVIL SYSTEM DRIVER 31,5-54W 250mA DIM PUSH-DALI	
851996	ANVIL SYSTEM DRIVER 13,5-54W 250mA	
851999E1	ANVIL SYSTEM DRIVER 0-10W 250mA	
851999E2	ANVIL SYSTEM DRIVER 0-14W 250mA DIM PUSH-DALI	
851999E4	ANVIL SYSTEM DRIVER 0-4,5W 250mA	

ACCESORIOS

ANVIL SYSTEM COVER PROFILE



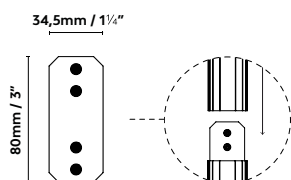
ANVIL SYSTEM FLAT COVER PROFILE



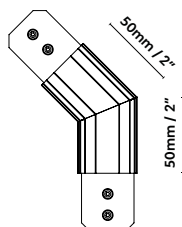
- 851960 ANVIL SYSTEM COVER PROFILE BLACK
851961 ANVIL SYSTEM COVER PROFILE WHITE

- 851970 ANVIL SYSTEM FLAT COVER PROFILE BLACK
851971 ANVIL SYSTEM FLAT COVER PROFILE WHITE

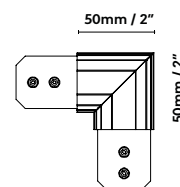
ANVIL SYSTEM 180° ANGLE



ANVIL SYSTEM 135° ANGLE



ANVIL SYSTEM 90° ANGLE



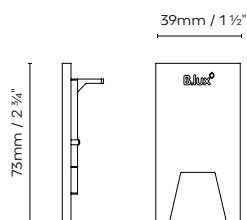
- 851930 ANVIL SYSTEM 180° ANGLE

- 851920 ANVIL SYSTEM 135° ANGLE SUSPENSION/SURFACE BLACK
851921 ANVIL SYSTEM 135° ANGLE SUSPENSION/SURFACE WHITE
851922 ANVIL SYSTEM 135° ANGLE SUSPENSION/SURFACE OAK
851923 ANVIL SYSTEM 135° ANGLE SUSPENSION/SURFACE WALNUT
851925 ANVIL SYSTEM 135° ANGLE RECESSED BLACK
851926 ANVIL SYSTEM 135° ANGLE RECESSED WHITE

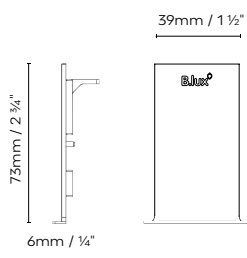
- 851910 ANVIL SYSTEM 90° ANGLE SUSPENSION/SURFACE BLACK
851911 ANVIL SYSTEM 90° ANGLE SUSPENSION/SURFACE WHITE
851912 ANVIL SYSTEM 90° ANGLE SUSPENSION/SURFACE OAK
851913 ANVIL SYSTEM 90° ANGLE SUSPENSION/SURFACE WALNUT
851915 ANVIL SYSTEM 90° ANGLE RECESSED BLACK
851916 ANVIL SYSTEM 90° ANGLE RECESSED WHITE

ACCESORIOS

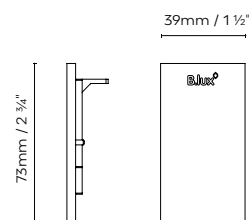
ANVIL SYSTEM END CAP



ANVIL SYSTEM RECESSED END CAP



ANVIL SYSTEM LED LINE END CAP



- 851900 ANVIL SYSTEM END CAP BLACK (2 UN.)
851901 ANVIL SYSTEM END CAP WHITE (2 UN.)

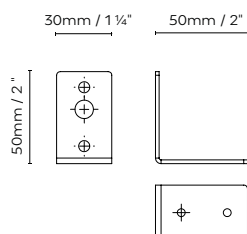
- 851908 ANVIL SYSTEM RECESSED END CAP BLACK (2 UN.)
851909 ANVIL SYSTEM RECESSED END CAP WHITE (2 UN.)

- 851906 ANVIL SYSTEM LED LINE END CAP BLACK (2 UN.)
851907 ANVIL SYSTEM LED LINE END CAP WHITE (2 UN.)

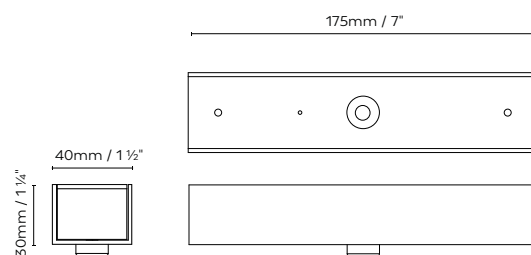
ANVIL SYSTEM SINGLE SUSPENSION



ANVIL SYSTEM WALL FIXATION



ANVIL SYSTEM CURRENT SUPPLY



- 851905 ANVIL SYSTEM WALL FIXATION

- 851980 ANVIL SYSTEM CURRENT SUPPLY BLACK
851981 ANVIL SYSTEM CURRENT SUPPLY WHITE
851985 ANVIL SYSTEM DIM CURRENT SUPPLY BLACK
851986 ANVIL SYSTEM DIM CURRENT SUPPLY WHITE

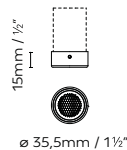
- 851990 ANVIL SYSTEM SINGLE SUSPENSION

ANVIL SYSTEM ANTI-GLARE RING



Anvil System LED Spot
Anti-Glare Ring

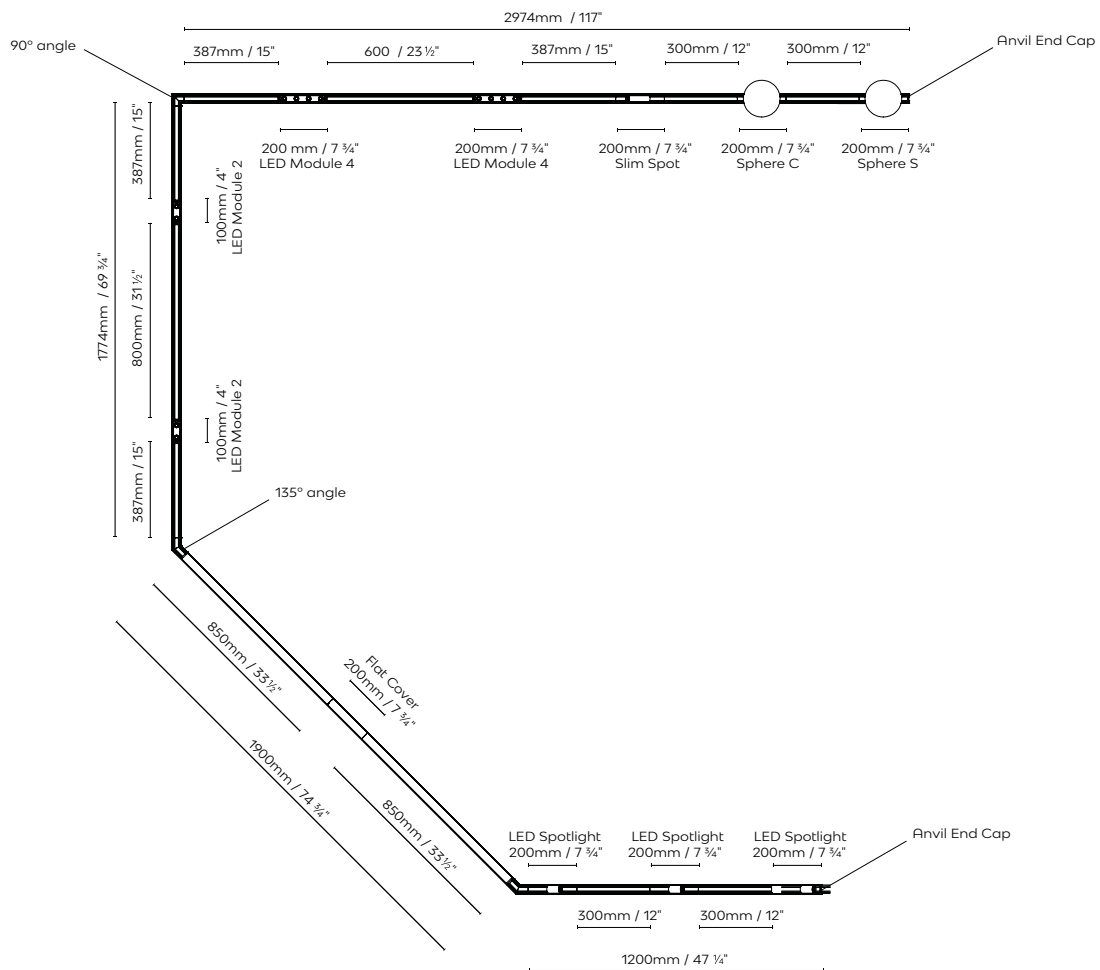

ANVIL SYSTEM ANTI-GLARE RING + HONEYCOMB



Anvil System LED Spot Anti-Glare
Ring Honeycomb

- 851790 ANVIL SYSTEM LED SPOT ANTI-GLARE RING BLACK
851791 ANVIL SYSTEM LED SPOT ANTI-GLARE RING WHITE
851792 ANVIL SYSTEM LED SPOT ANTI-GLARE RING + HONEYCOMB BLACK
851793 ANVIL SYSTEM LED SPOT ANTI-GLARE RING + HONEYCOMB WHITE

EJEMPLO DE CONFIGURADOR ONLINE:



B.lux

B.LUX S.A.

Pal. Ind. Okamika, pab. 1
48289 Gizaburuaga (Bizkaia)
SPAIN

T. (+34) 94 682 72 72

F. (+34) 94 682 49 02

info@grupoblux.com

www.grupoblux.com